



TRIDENT

TROOPER

■ AUTO-SLEEPER ■



TRIDENT

SUPERBLY STYLED

A motor caravan with such a distinguished pedigree as Volkswagen and Auto-Sleeper – two names so highly respected in their own fields – must surely be something special.

The Trident is one of the most attractively styled motor caravans on the market today. Not only is it elegant and easy to drive, but the aerodynamically styled high-top roof gives a resultant benefit in fuel consumption.

A MOST BEAUTIFUL INTERIOR

The interior will delight even the most fastidious connoisseur. The kitchen has a matching stainless steel sink and two burner/grill cooker, both of which are fitted with specially designed lids so they can be folded away when not in use. Below the sink there is a large gas/12v/240v refrigerator with electronic ignition and freezer compartment. When using the mains electric hook-up, protection is provided by the earth leakage circuit breaker.

Adjacent to the refrigerator are two generously sized lockers whilst there is further storage in a locker with adjustable shelves.

DESIGNED FOR PRACTICALITY

Practical features abound in the Trident. The interior layout has been designed to

provide maximum floor space whilst at the same time ensuring that everything is readily to hand. In the front of the high-top roof there is a large storage locker adjacent to which there is an eye-level cupboard for crockery – even this is supplied as standard.

Behind the cooker and sink there is a sliding window, complete with an integral fly screen, which provides generous ventilation when required.

Above, the electrical control panel includes a water level gauge, fuses for the caravan electrical circuits, master switches for the refrigerator, water pump and 12v plug.

Possibly one of the most practical features of the Trident is that it is fitted with a parcel shelf to the rear of the dinette seats which enable shopping and other attractive items to be placed under it and safely out of sight.

LUXURIOUS LIVING

The rear dinette is designed to seat two people in total comfort. When four people are living in the vehicle, further versatility may be achieved by the use of the optional swivelling driver's seat which allows an additional dinette position to be formed between the cab seats.

At night, the rear dinette converts into a large and comfortable double bed.

A further double bed, suitable for children, is in the roof.

High quality curtaining, specially selected seat fabrics with fire retardant foams and a light welcoming interior adds that final touch of luxury. Whilst thorough insulation will keep you warm throughout, those requiring that little added comfort have the option of specifying a thermostatically controlled blown air heating system which is flued to the exterior of the vehicle.

HIGH LEVEL OF SPECIFICATION

The Trident is a most comprehensively equipped motor caravan. The high level of specification includes full carpeting throughout, a chemical toilet in a specially designed locker, a swivelling passenger seat enabling maximum utilisation of the interior space, rear seat restraint straps, a fascia storage tray, intermittent wipe and two speed windscreen wipers, padded steering wheel and even a vanity mirror with an integral light.

Externally the Trident is equally eye-catching, as not only is there an attractive paint scheme with contrasting coachlines, but the twin headlamp front grille with new style bumpers and front spoiler, heated rear window with wash wipe, wheel trims and stainless steel roof rack and ladder are fitted as standard.





Well designed dinette.



Over-cab locker, cupboard and fascia crockery storage tray.



Luxuriously designed kitchen with everything to hand.



Passenger seat swivels for maximum use of space.



Storage locker with adjustable shelving.



Roof rack and ladder.



Chemical Toilet.



Large refrigerator with freezer compartment.



Upstairs double bed.



First class night-time comfort in double bed.



Parcel shelf in position conceals a large boot.



TROOPER

THE ULTIMATE CHOICE

The Trooper is arguably the best of both worlds as it embraces the high level of specification found in the Trident with the practicability of an easy to operate solid-type construction elevating roof.

LAVISHLY EQUIPPED

The high level of specification starts with the driving compartment, where the seats are trimmed to match the rear seat cushions.

Quality curtains and hard wearing carpet throughout the vehicle adds that extra touch whilst contoured cushions with fire retardant foams finished in specially selected fabrics ensure complete comfort.

The main feature of the kitchen area is the large gas/12v/240v refrigerator which is fitted with the latest electronic ignition system and a freezer compartment. When using the mains electric hook-up protection is provided by the earth leakage circuit breaker. Above the refrigerator are the matching stainless steel sink and two burner/grill cooker which, like the Trident, have specially designed lids to enable them to be closed away when not in use. Above the cooker and the sink is a sliding window, complete with an integral fly screen, which

provides added ventilation when required.

LIVE IN COMFORT

The rear dinette is designed to seat two in complete comfort. When four people are living in the vehicle, further versatility may be achieved by the use of the optional swivelling driver's seat which allows an additional dinette position to be formed between the cab seats.

At night, the dinette quickly converts to a large comfortable double bed. There is also a further double bed, ideal for children, in the roof.

As with the Trident, the parcel shelf to the rear of the dinette seats enables shopping and other attractive items to be hidden out of sight when necessary.

SUPERB SPECIFICATION

The high level of specification in the Trooper leaves little to be desired. A comprehensively equipped electrical panel protects all caravan electrical circuits; master switches for the refrigerator and water pump are also fitted, together with a water level indicator and 12 volt plug. Plenty of storage space is available in a large storage locker with removeable shelves,

crockery for four is fitted in special racks, a chemical toilet, rear passenger seat restraint straps and wheel trims are fitted as standard.

The already high specification is improved further by detail touches which include the twin headlamp front grille, new style bumpers with front spoiler and heated rear window with wash wipe. Particular attention has been paid to driver and passenger comfort and the padded steering wheel, intermittent wipe and two speed windscreen wipers, facia storage tray and vanity mirror are now fitted as standard.

Generous insulation affords maximum comfort; for those seeking that little extra, an externally flued thermostatically controlled blown air heating system is available as an optional extra.

All in all, the Auto-Sleeper Trooper offers the ideal combination – a perfectly planned, fitted and equipped interior based upon Volkswagen's precision engineering, ensuring economy, reliability and comfort.

ACCOLADE

In 1988, the Auto-Sleeper Trident and Trooper were the best selling range of Volkswagen motor caravans – need we say more.





Luxurious kitchen with everything to hand.



First class night-time comfort.



Upstairs double bed.



Well positioned dinette.



Cooker and sink can be closed away out of sight.



Chemical toilet.



Parcel shelf in position conceals a large boot capacity.



Cab converts to optional dinette.



Large refrigerator with freezer compartment.



Storage locker with adjustable shelving.



SPECIFICATION

TECHNICAL DESIGN

For many years, Volkswagen Transporters on which the Trident and Trooper are based have had a reputation for reliability and economy.


We have steadily improved the technical concept and continued to develop it in order to make our vehicles even stronger, more comfortable, efficient and safe.

For instance, the fully independent suspension design gives good road behaviour. Together with the rear engine layout this helps to provide equal distribution of axle loads to further improve both handling and loading characteristics.

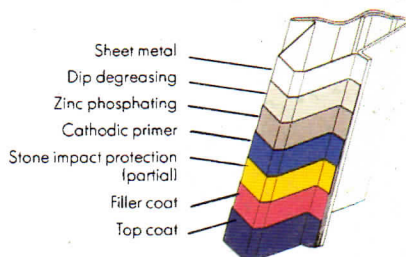
The various features included in the "safety-cell" construction range from the torsionally-rigid floor pan to the forked frame beneath the cab, made of strong profile sections. In the event of a collision,

impact energy is largely absorbed by the bumper and dissipated via the deforming element which stretches across the whole width of the front of the vehicle.

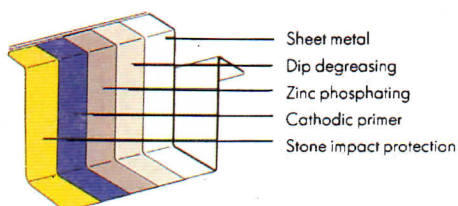
Cross members with vertical webs, longitudinal members, door profiles and a collapsible steering column with breakaway element and deforming members all combine to improve design.



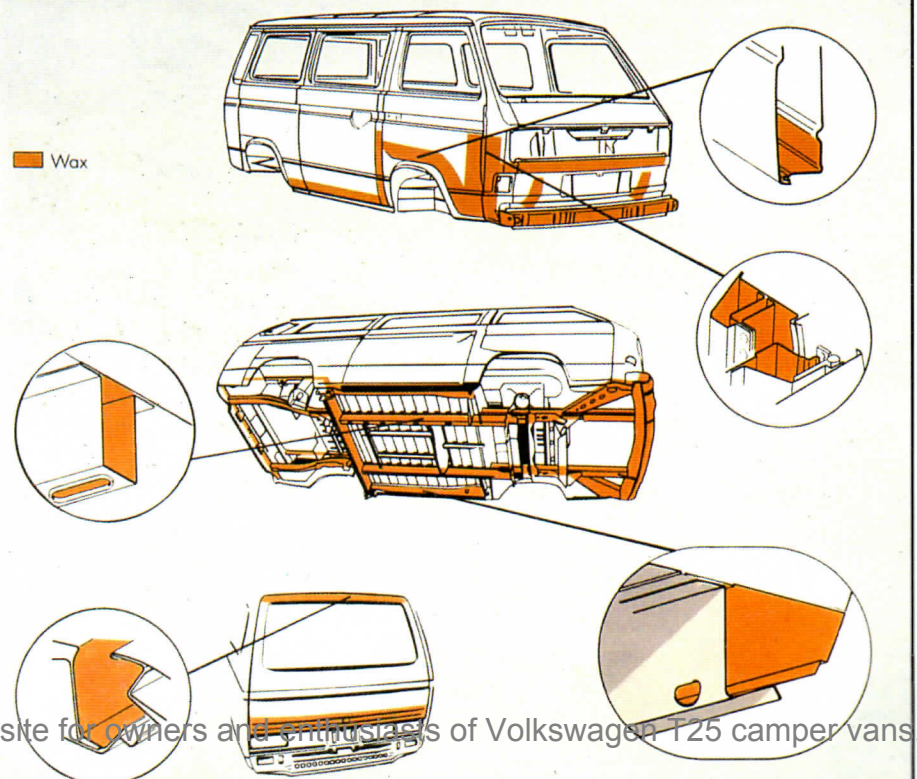
Paint structure – body




Paint structure – underbody



Wax sealing

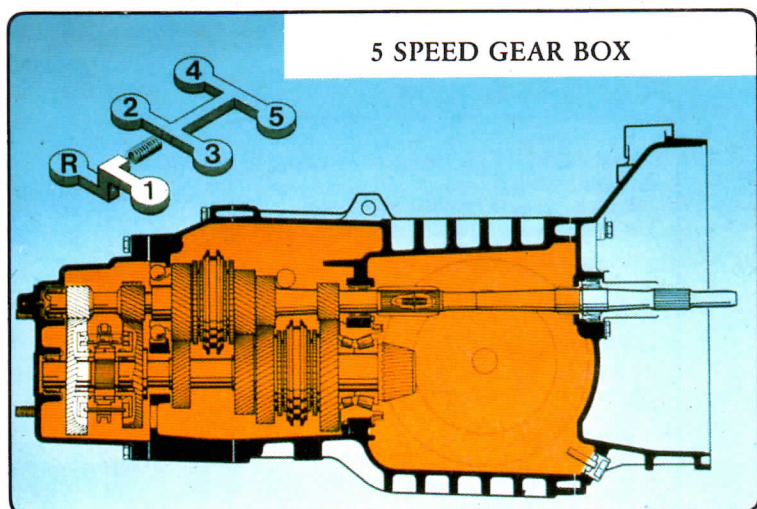




A further example of the technical design is the double wishbone front axle layout with self-stabilising steering. This design helps to prevent the vehicle from running out of line when braking or when

the wheels on one side of the vehicle are on a loose surface. The semi-trailing arm rear axle is a design which is also used on high performance sports cars and passenger cars.

With its powerful minibloc springs and telescopic dampers, this important running-gear element makes a vital contribution to the vehicle's road behaviour.



GEAR BOX OPTIONS


Either a manual 5 speed gear box or automatic transmission (petrol engines only) can be fitted as an alternative to the 4 speed gear box which is included in the standard specification.

A 4 wheel drive synco version (manual only) is also available.

CHOICE OF ENGINE

Volkswagen's policy of on-going technical development has resulted in a vehicle that is second to none.

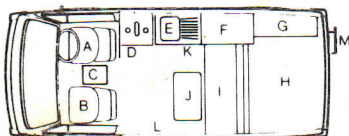
The choice of engine now includes the 78 BHP (standard specification) and 112 BHP fuel injected petrol engine versions, the 1.7 litre diesel engine, or even a turbo charged 1.6 litre diesel. Typifying Volkswagen's dedication to progress, the water-cooled engines are 15% more economical than their air-cooled predecessors, and the interior noise level of the vehicle has been reduced by 50%.





TRIDENT

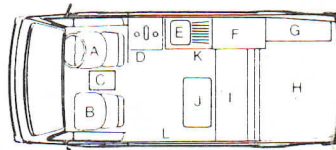
DIMENSIONS: Length: 4569mm (179.9 inches)
Height: 2514mm (99 inches)
Width: (ex. mirrors) 1844mm (72.6 inches)
Width: (inc. mirrors) 2082mm (82 inches)



- A. Fully adjustable luxury cab seat (swivel option).
- B. Swivelling fully adjustable cab seat.
- C. Optional table. Storage locker and china cupboard above cab.
- D. 2 Burner/grill cooker with cupboard below.
- E. Sink with cupboards below.
- F. Large storage locker with removeable trays.
- G. Wardrobe.
- H. Parcel shelf with storage below.
- I. Dinette seat.
- H. & I. Convert to large double bed.
- J. Table.
- K. Chemical toilet in special cupboard. Above H.I.J. double bed.
- L. Side door.
- M. Stainless-steel ladder with roof rack.

TROOPER

DIMENSIONS: Length 4569mm (179.9 inches)
Height: 2108mm (83 inches)
Width (ex. mirrors): 1844mm (72.6 inches)
Width (inc. mirrors) 2082mm (82 inches)



- A. Fully adjustable luxury cab seat (swivel option).
- B. Swivelling fully adjustable cab seat.
- C. Optional table.
- D. 2 Burner/grill cooker with cupboard below.
- E. Sink with cupboards below.
- F. Large storage locker with removeable trays.
- G. Wardrobe.
- H. Parcel shelf with storage below.
- I. Dinette seat.
- H. & I. Convert to large double bed.
- J. Table.
- K. Chemical toilet in special cupboard. Above H.I.J. double bed.
- L. Side door.

QUALITY BUILD

All Auto-Sleeper Volkswagen based motor caravans, are built on the Volkswagen Transporter, the body construction of which incorporates a "safety cell" cab, reinforced doors and deformable front frame elements. Both the roof ribs, fitted by Volkswagen, are left intact, thus maintaining the structural integrity of the vehicle.

COMFORT ON THE MOVE

The positioning of the engine and gear box at the rear of the vehicle not only provides excellent traction - especially valuable in bad conditions - but makes a Volkswagen one of the quietest of motor caravans to use.



Auto-Sleepers Limited, Orchard Works, Willersey,
Nr. Broadway, Worcestershire, WR12 7PT, England.
Telephone: (0386) 853338 Fax: (0386) 858343.

A Company Committed to Excellence.