



AUTO-SLEEPER®



VOLKSWAGEN AUTO-SLEEPER



Well planned dinette



Parcel shelf in position conceals a large boot capacity.



Large refrigerator with freezer compartment.



Over-cab storage/china cupboard.



Chemical toilet.



Roof rack and ladder.



Storage locker with adjustable shelving.

SUPERBLY STYLED

Volkswagen and Auto-Sleeper – two names so highly respected in their own fields that it would be natural to assume that when they joined forces they would produce something special. And they have.

The VHT is one of the most attractively styled motor caravans on the market today. Not only is it pleasing to look at and most "car-like" to drive, but the attractively styled high-top roof has been designed with aerodynamics in mind with the resultant benefit in fuel consumption.

A MOST BEAUTIFUL INTERIOR

The inside has to be seen to be believed – it is superb.

The kitchen has a matching stainless-steel sink and two burner/grill cooker, both of which are fitted with specially designed lids so that they can be closed away when not in use. Below the sink there is a large gas/12v/240v refrigerator which is fitted with the latest electronic ignition system and has a freezer compartment.

electric hook-up safety protection is provided by the earth leakage circuit breaker.

Adjacent to the refrigerator are two good sized lockers for the storage of food etc., whilst there is further storage in a large locker which has shelves which can be adjusted for position as required.

DESIGNED FOR PRACTICABILITY

Practical features abound in the Volkswagen Auto-Sleeper, the design of which is such that there is always plenty of free floor space. In the front of the high-top roof there is a large storage locker, adjacent to which there is an eye-level cupboard for the china – even this is supplied as standard.

Behind the cooker and sink there is a louvred window, complete with an integral fly screen and which provides maximum ventilation as and when required. Above the sink there is an electrical control panel which includes a water level gauge so that you can see exactly how much water you have

Possibly one of the most practical features of the Volkswagen Auto-Sleeper is the fact that it is fitted with a parcel shelf to the rear of the dinette seats which enables shopping etc., to be put in the area under it and safely out of sight.

LUXURIOUS LIVING

The beautiful rear dinette is designed to seat two people in total comfort. When four people are living in the vehicle there is an option enabling both cab seats to be swivelled and a table fitted between the two of them.

At night-time the rear dinette converts to a large and comfortable double bed, whilst there is a further double bed in the roof.

High-quality curtaining and recessed fluorescent lights are fitted as standard.

Whilst the good insulation will keep you warm throughout, those requiring extra luxury have the option of specifying a thermostatically controlled blown air heating system which is flued to the exterior of the vehicle.

VHT



Luxurious kitchen with everything to hand.



First class night-time comfort.



HIGH LEVEL OF SPECIFICATION

The Volkswagen Auto-Sleeper is extremely well equipped and the high level of specification includes full carpeting throughout, a swivelling passenger seat enabling maximum utilisation of the interior space, and even a chemical toilet in a specially designed locker.

The external appearance of the Volkswagen Auto-Sleeper is eye-catching, as not only is there an attractive paint scheme with contrasting coachlines, but the wheel trims, roof rack and ladder are fitted as standard.



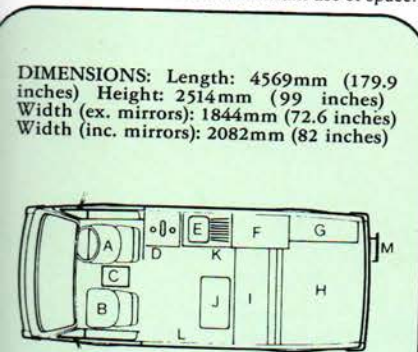
Upstairs double bed or storage space.



Cab converts to optional dinette.



Passenger seat swivels for maximum use of space.



DIMENSIONS: Length: 4569mm (179.9 inches) Height: 2514mm (99 inches) Width (ex. mirrors): 1844mm (72.6 inches) Width (inc. mirrors): 2082mm (82 inches)

- A. Fully adjustable luxury cab seat (swivel option).
- B. Swivelling fully adjustable cab seat.
- C. Optional table. Storage locker and china cupboard above cab.
- D. 2 Burner/grill cooker with cupboard below.
- E. Sink with cupboards below.
- F. Large storage locker with removable trays.
- G. Wardrobe.
- H. Parcel shelf with storage below.
- I. Dinette seat.
- H. & I. Convert to large double bed.
- J. Table.
- K. Chemical toilet in special cupboard. Above H.I.J. double bed.
- L. Side door.
- M. Stainless-steel ladder with roof rack.

VOLKSWAGEN AUTO-SLEEPER



Front-facing bench seat for relaxing or travelling.



Boot area under parcel shelf.



Luxuriously designed kitchen



Remove the parcel shelf and the transport of large loads is made simple.

DESIGNED WITH CARE

Years of experience, carefully chosen materials, superior workmanship and outstanding design have produced the VT20 – a motor caravan perfect for the most demanding of holidays and families.

DRIVE IN COMFORT

The cab seats, which are specially trimmed, are fully adjustable to provide the maximum of comfort, whilst in the rear the contoured cushions ensure total comfort no matter how long the journey. Heavy duty and extremely durable carpeting is fitted throughout the vehicle, thus making the VT20 one of the most comfortable motor caravans to use.

WELL DESIGNED KITCHEN

The kitchen in the VT20 contains everything necessary for perfect holiday catering: a stainless-steel cooker with two burners, a grill and cupboards beneath; a stainless-steel sink with a specially designed lid which provides extra working space – and more cupboards underneath; 12v/gas operated refrigerator with the

latest electronic ignition system; and yet more cupboards complete with shelves adjacent to the preparation area.

There is a louvred window, with integral fly screen, above the sink and cooker, and which can be adjusted to provide ventilation as required.

COMFORTABLE LIVING AREA

Auto-Sleepers' designers have created a layout which has separated the kitchen area from the U-shaped dinette with its removable table, beautifully contoured cushions with hardwearing covers, and storage areas above and below the seats.

The cushions in the dinette/quickly and easily convert into a large double bed and there is another fully upholstered bed above it in the elevating roof.

EASY TO OPERATE ROOF

The well-known Auto-Sleeper elevating roof is fully spring-assisted and can be raised from inside the vehicle – a boon in bad weather.

Particular attention is paid to the insulation of the roof which is fitted with

special windows to prevent heat loss. In hot conditions the side panels can be adjusted to provide additional ventilation, or even lowered completely to give a grandstand view when at sporting events.

A MOST COMPLETE VEHICLE

This most complete of motor caravans is extremely well equipped and the high level of specification not only includes durable carpet and cushion materials, but there is full curtaining throughout and even china for four, a chemical toilet and wheel trims fitted as standard.

For added luxury there is the option of a thermostatically-controlled blown air heating system which is flued to the exterior of the vehicle.

VI20



Chemical toilet.



Upstairs double bed



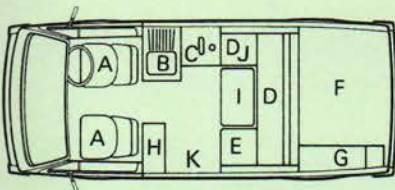
Gas/Electric refrigerator.



Well designed dinette.

Accessible wardrobe.

DIMENSIONS: Length: 4569mm (179.9 inches) Height: 2108mm (83 inches) Width (ex. mirrors): 1844mm (72.6 inches) Width (inc. mirrors): 2082mm (82 inches)



- A. Adjustable cab seats.
- B. Sink with refrigerator below.
- C. 2 burner grill/cooker with cupboard below.
- D. & E. Form 'U' shaped dinette.
- E. Fold-away seat.
- D. E. & F. Convert to a large double bed, or, by removing cushions a large load carrying area. By leaving parcel shelf in position, F forms a boot.
- G. Wardrobe.
- H. Large storage locker.
- I. Removable table.
- J. Chemical toilet in special cupboard.
- K. Side door.



Luxurious seating in the cab.



First-class night-time comfort in double bed.



VOLKSWAGEN AUTO-SLEEPER



Luxuriously designed kitchen with everything to hand.



Large refrigerator with freezer compartment.



Cab converts to optional dinette.



Chemical toilet.



Passenger seat swivels for maximum use of space.

THE ULTIMATE CHOICE

The VX50 is arguably the best of both worlds as it embraces the high level of specification found in the VHT with the practicability of an easy to operate solid-type construction elevating roof.

LAVISHLY EQUIPPED

The high level of specification starts with the driving compartment, where the seats are specially trimmed to match the rear cushions, and continues throughout the vehicle with the hard-wearing carpet, beautifully contoured cushions and most attractive curtains.

The main feature of the kitchen is the large gas/12v/240v refrigerator which is fitted with the latest electronic ignition system and has a freezer compartment. When using the mains electric hook-up full safety protection is provided by the earth leakage circuit breaker. Above the refrigerator are the beautiful looking stainless-steel sink and two burner/grill cooker, both of which are fitted with specially designed lids enabling them to be

closed away when not in use.

Above the cooker and sink there is a louvred window, complete with integral fly screen, and which provides maximum ventilation as and when required.

LIVE IN COMFORT

The rear dinette is designed to seat two people in the maximum of comfort. When four people are living in the vehicle there is an option enabling both cab seats to be swivelled and a table fitted between the two of them.

At night-time the dinette quickly and easily converts to a large and comfortable double bed, whilst there is a further double bed in the roof.

EXTREMELY ADAPTABLE

Practical features abound in the VX50, the design of which is such that there is always plenty of free floor space. Even more room can be provided by swivelling the passenger seat to face the rear of the vehicle.

Possibly one of the most admired features is the parcel shelf to the rear of

the dinette seat which enables shopping, etcetera, to be put in the area under it and safely out of sight.

SUPERB SPECIFICATION

The high level of specification of the VX50 leaves little to be desired. The latest specification of electrical control panel is fitted. There is a large storage locker with removeable shelves, and even china for four, a chemical toilet and wheel trims are fitted as standard.

Whilst the high level of insulation will keep you warm throughout, those requiring extra luxury have the option of specifying a thermostatically controlled blown air heating system which is flued to the exterior of the vehicle.

Auto-Sleepers and Volkswagen have produced the ideal combination: a perfectly planned, fitted and equipped interior powered by precision engineering ensuring economy and reliability.

VX50




Parcel shelf in position conceals a large boot



First-class night-time comfort in double bed.

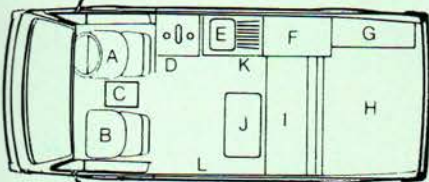


Upstairs double bed



Storage locker with adjustable shelving.

DIMENSIONS: Length: 4569mm (179.9 inches) Height: 2108mm (83 inches) Width (ex. mirrors): 1844mm (72.6 inches) Width (inc. mirrors): 2082mm (82 inches)



- A. Fully adjustable luxury cab seat (swivel option).
- B. Swivelling fully adjustable cab seat.
- C. Optional table.
- D. 2 Burner/grill cooker with cupboard below.
- E. Sink with cupboards below.
- F. Large storage locker with removable trays.
- G. Wardrobe.
- H. Parcel shelf with storage below.
- I. Dinette seat.
- H. & I. Convert to large double bed.
- J. Table.
- K. Chemical toilet in special cupboard. Above H.I.J. double bed.
- L. Side door



Well designed dinette.



SPECIFICATION

CHOICE OF ENGINE

Volkswagen's policy of on-going technical development has resulted in a vehicle that is second to none.

The choice of engine now includes the 60 BHP (standard specification) and 78 BHP petrol engined versions, the 1.6 litre diesel engine, or even a turbo-charged version of the 1.6 litre diesel. For even greater performance there is a 2.1 litre (112 BHP) fuel injected petrol engine. Typifying Volkswagen's dedication to progress, the new water-cooled engines are 15% more economical than their air-cooled predecessors, and the interior noise level of the vehicle has been reduced by 50%.

GEAR BOX OPTIONS

Either a manual 5 speed gear box or automatic transmission can be fitted as an alternative to the 4 speed gear box which is included in the standard specification.

EXTRA SAFETY


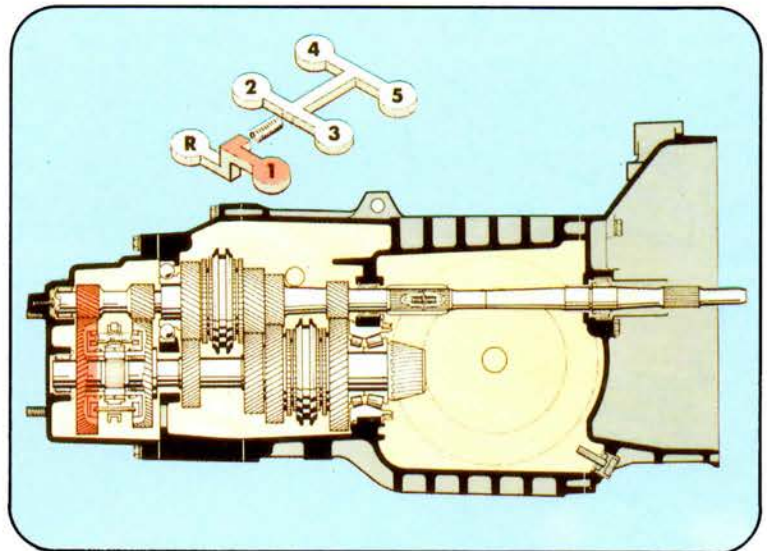

All Volkswagen Auto-Sleepers are based on the Volkswagen Transporter, the body construction of which incorporates a "safety cell" cab, reinforced doors and deformable front frame elements. The body design of the Transporter has been computer calculated and proven by impact testing. Both the roof ribs, as recommended by Volkswagen, are left intact, thus guaranteeing the construction integrity of the vehicles.

COMFORT ON THE MOVE

The positioning of the engine and gear box at the rear of the vehicle not only provides excellent traction – especially valuable in bad conditions – but makes the Volkswagen one of the quietest of motor caravans to use.

FULLY APPROVED

Auto-Sleepers' range of Volkswagen-based motor caravans have been fully approved by Volkswagen and are built to the highest standards of design, specification and workmanship.



V.A.G. (United Kingdom) Limited
Commercial Vehicle Division
Frankland Road
Blagrove
Swindon SN5 8YU



Auto-Sleepers Limited, Orchard Works, Willersey,
Nr. Broadway, Worcestershire, WR12 7PT, England.
Telephone: Broadway (0386) 853338.

The Hallmark of Quality

It is continual policy of Volkswagen and Auto-Sleepers to seek to improve their vehicles in every way and so whilst the details set out in this brochure were correct at the time of going to press, they are unable to guarantee that no changes in specification have subsequently taken place. They therefore reserve their rights to alter the specifications and price at any time without notice.

www.vwT25camper.info - a useful website for owners and enthusiasts of VW T25 / T3 Campervans

DESIGN & ARTWORK: DESIGN PARTNERSHIP