



AUTO-SLEEPER[®] Hi-Top



Volkswagen Auto-Sleeper for le



Well designed dinette.



Over-cab storage locker and china cupboard.



Upstairs double bed or storage space.



Cab converts to optional dinette.



Chemical toilet.



Large refrigerator with freezer compartment.

SUPERBLY STYLED

The new Volkswagen Auto-Sleeper is extremely attractive and is most 'car-like' to drive. The beautifully styled high-top roof has been designed with aerodynamics in mind with the resultant benefit in fuel consumption.

A MOST BEAUTIFUL INTERIOR

The inside has to be seen to be believed – it is superb.

The kitchen has a matching stainless-steel sink and two burner/grill cooker, both of which are fitted with specially designed lids so that they can be closed away when not in use. Below the sink there is a large refrigerator/freezer unit which is designed for use with gas/12/240 volts and is fitted with mains hook-up and full safety protection.

Adjacent to the refrigerator are two good sized lockers for the storage of food etc., whilst there is further storage in a large locker which has shelves which can be adjusted for position as required.

DESIGNED FOR PRACTICABILITY

Practical features abound in the Volkswagen Auto-Sleeper, the design of which is such that there is always plenty of free floor space. In the front of the high-top roof there is a large storage locker, adjacent to which there is an eye-level cupboard for the china – even this is supplied as standard.

Behind the cooker and sink there is a louvred window, complete with an integral fly screen and which provides maximum ventilation as and when required. Above the sink there is an

electrical control panel which includes a water level gauge so that you can see exactly how much water you have.


Possibly one of the most practical features of the Volkswagen Auto-Sleeper is the fact that it is fitted with a parcel shelf to the rear of the dinette seats which enables shopping etc., to be put in the area under it and safely out of sight.

LUXURIOUS LIVING

The beautiful rear dinette is designed to seat two people in total comfort. When four people are living in the vehicle there is an option enabling both cab seats to be swivelled and a table fitted between the two of them.

At night-time the rear dinette converts to a large and comfortable double bed, whilst there is a further double bed in the roof.

Leisure freedom



Storage locker with adjustable shelving.



Luxuriously designed kitchen with everything to hand.




Roof rack and ladder.



Engine

The new watercooled boxer engine in the Volkswagen Auto-Sleeper is available with two power outputs: 60 bhp (44 kW) and 78 bhp (57 kW). Both develop maximum torque in the medium speed range but the additional output enables higher cruising speeds to be achieved. The watercooling gives the added benefits of rapid functioning of the heater in the coldest of weathers and reduced servicing costs.



High-quality curtaining and recessed fluorescent lights are fitted as standard.

Whilst the good insulation will keep you warm throughout, those requiring extra luxury have the option of specifying a thermostatically controlled externally flued heater unit.

HIGH LEVEL OF SPECIFICATION

The Volkswagen Auto-Sleeper is extremely well equipped and the high level of specification includes full carpeting throughout, a swivelling passenger seat enabling maximum utilisation of the interior space, and even a chemical toilet in a specially designed locker.

The external appearance of the Volkswagen Auto-Sleeper is eye-catching, as not only is there an attractive paint scheme with contrasting coachlines, but the wheel trims, roof rack and ladder are fitted as standard.

Auto-Sleepers and Volkswagen have produced the ideal combination: a perfectly planned, fitted and equipped interior powered by precision engineering ensuring economy and reliability.





Parcel shelf in position conceals a large boot capacity.



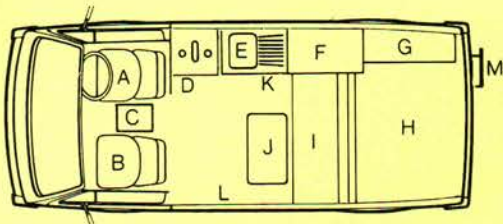
Passenger seat swivells for maximum use of space.

Transmission

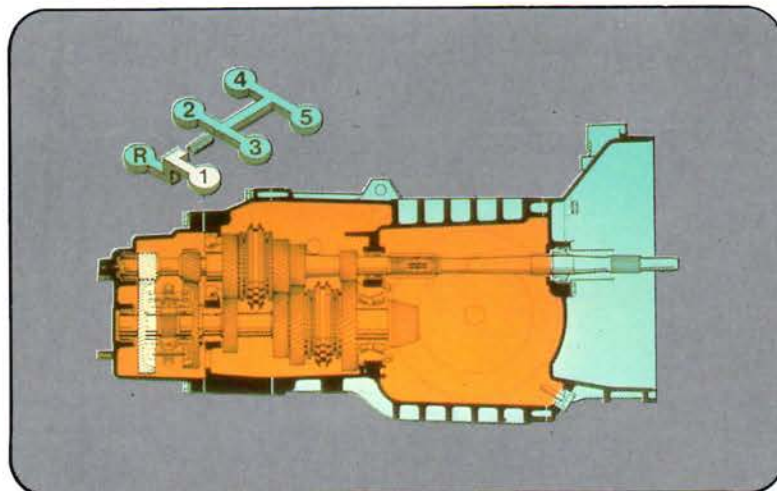
Drivers of the Volkswagen Auto-Sleeper will be able to enjoy the benefits of the optional five-speed gearbox – which is designed to provide effortless motorway running. What confidence for the driver of the Volkswagen Auto-Sleeper on his long touring holidays!

DIMENSIONS:

Length: 4569mm (179.9 inches)
 Width (ex. mirrors): 1844mm (72.6 inches)
 Width (inc. mirrors): 2082mm (82 inches)



- A. Fully adjustable luxury cab seat (swivel option).
- B. Swivelling fully adjustable cab seat.
- C. Optional table. Storage locker and china cupboard above cab.
- D. 2 Burner/grill cooker with cupboard below.
- E. Sink with cupboards below.
- F. Large storage locker with removable trays.
- G. Wardrobe.
- H. Parcel shelf with storage below.
- I. Dinette seat.
- H. & I. Convert to large double bed.
- J. Table.
- K. Chemical toilet in special cupboard. Above H. I. J. double bed.
- L. Side door.
- M. Stainless-steel ladder with roof rack.



First-class night-time comfort in double bed.



V.A.G. (United Kingdom) Limited
 Commercial Vehicle Division
 Frankland Road
 Blagrove
 Swindon SN5 8YU



Auto-Sleepers Limited, Orchard Works, Willersey,
 Nr. Broadway, Worcestershire, WR12 7PT, England.
 Telephone: Broadway (0386) 853338.

The Hallmark of Quality

It is the continual policy of Volkswagen and Auto-Sleepers to seek to improve their vehicles in every way and so whilst the details set out in this brochure were correct at the time of going to press, they are unable to guarantee that no changes in specification have subsequently taken place. They therefore reserve their rights to alter the specifications and price at any time without notice.

Printed by Rushton & Turner (Printers) Ltd., Stoke-on-Trent