

Auto-Sleepers Limited

Orchard Works, Willersey,
Nr. Broadway, Worcestershire,
WR12 7PT, England.
Tel: Broadway (0386-85) 3338/9



Volkswagen



Auto-Sleeper Camping Car

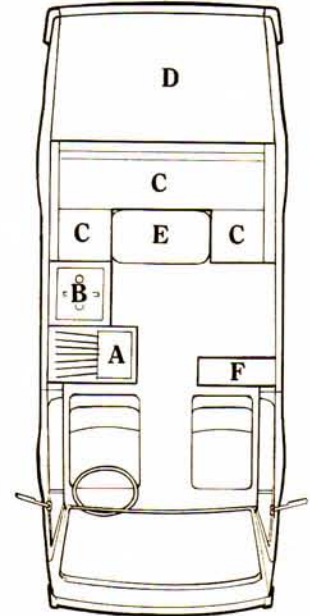
Luxury motor caravan – Estate car

The Volkswagen Auto-Sleeper is designed to provide the ultimate in versatility, but without sacrificing anything in either equipment or specification.

Specification

The standard specification includes solid

sided elevating roof with integral roof rack and upholstered mattress beds, stainless steel cooker/grill with matching sink, refrigerator, water level gauge, louvred window with fly screen, pressurised water system, U-shaped dinette converting to large extra wide double bed.



Plan

A Sink with refrigerator below B 2 burner grill/cooker C U-shaped dinette with D converting to double bed Alternatively C and D convert to large load carrying area E Table F Wardrobe



Volkswagen Auto-Sleeper VX10

Motor Caravan of the Year, 1980/81*

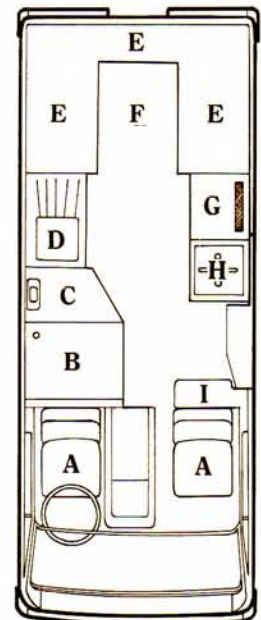
Gold Medal in the I.B.C.A.M. Coachwork Competition at the 1980 Motor Show.

This very special motor caravan is designed as the ultimate compact motor caravan. Based on the Volkswagen LT 28, it is extremely comprehensively equipped and ideal for Continental touring.

Specification

Standard specification includes full insulation, hot and cold running water,

stainless steel sink and drainer, shower unit, flushing chemical toilet, interior heating, Electrolux gas/12/240 volt refrigerator, oven-type cooker, rear dinette converting to double bed, double bed in the roof of the vehicle with upholstered mattresses, child's bed in the front of the vehicle, full carpeting, wardrobe, roof ventilators, side sliding windows, louvred windows in rear doors, fly screens, waste water tank and water level gauges.



Plan

A Fully adjustable luxury cab seats B Shower/toilet compartment C Wardrobe D Sink E U-shaped dinette converting to large double bed F Table G Large refrigerator with deep freeze compartment H 2 burner grill/oven I Interior heater

*Sponsored by the Caravan Club of Great Britain. Presented at the National Motor Caravan Fair.

Auto-Sleepers Limited

Orchard Works, Willersey,
Nr. Broadway, Worcestershire,
WR12 7PT, England.
Tel: Broadway (0386-85) 3338/9



Bedford



Bedford Coachbuilt SV100

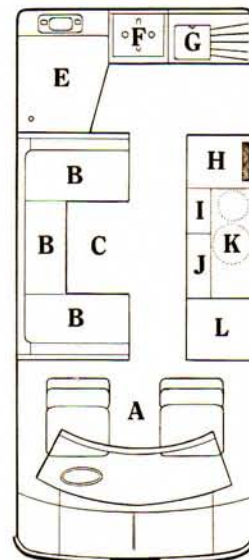
Designed by one of the country's leading freelance stylists, William Towns, this new coachbuilt motor caravan has been designed with particular attention to aerodynamics with the resultant benefit in fuel consumption and handling.

The compact body is of a reinforced glass fibre Monocoque type construction, the benefits of which are insulation, strength and longevity.

Specification

Standard specification includes full

insulation, fire resistant Monocoque bodywork, water level gauge, hot and cold running water, stainless steel sink and drainer, shower unit, flushing chemical toilet, interior heating, Electrolux gas/12/240 volt refrigerator, oven-type cooker, U-shaped dinette converting to large double bed, large double bed over the driving compartment, full carpeting, roof ventilators with built-in fly screens, tinted glass in the large side sliding windows and rear caravan-type window, waste water tank and rear corner steadies.



Plan

A Over cab bed **B** Dinette converting to large double bed **C** Table **E** Shower/toilet compartment **F** 2 burner grill/oven **G** Sink **H** Large refrigerator with deep freeze compartment **I** Locker **J** Interior heater **K** Gas storage **L** Wardrobe



Bedford "Utopian" Auto-Sleeper SB45

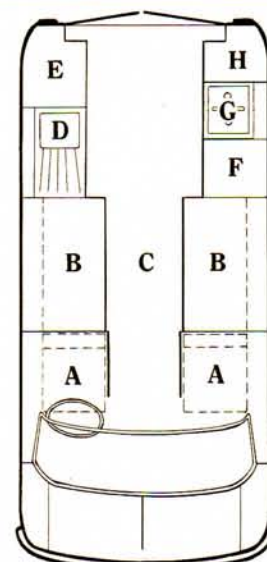
Based on the 1981 series Bedford, the "Utopian" Auto-Sleeper has been yet further improved and now includes tinted side sliding window glass in recessed black frames, special interior trim, long-life interior finish, fully adjustable cab seats and many other detailed improvements.

Specification

The specification includes solid sided elevating roof with integral roof rack, carpeted cab with fully reclining luxury seats,

stainless steel cooker and grill with matching sink, pressurised water system, china and glass for four people, dinette converting to two single beds or a transverse double bed, two rear front facing seats, two roll-away roof bunks and rear door cupboards.

Optional equipment: Chemical toilet, fly screens, fitted rear carpet, refrigerator, water level gauge, interior heater and hot/cold water system.



Plan

A Fully adjustable luxury cab seats **B** Dinette converting to two front facing seats Alternatively **A** and **B** convert to two longitudinal single beds or **B** and **C** convert to a transverse double bed **C** Table **D** Sink **E** Wardrobe **F** Locker **G** 2 burner grill/cooker **H** Refrigerator (optional)